


DEEP BLUE 3.0

Mono

550W MBB Bifacial Mono PERC
Half-cell Double Glass Module
JAM72D30 525-550/MB Series

Introduction

Assembled with 11BB bifacial PERCIUM cells and half-cell configuration, these double glass modules have the capability of converting the incident light from the rear side together with the front side into electricity, providing higher output power, lower temperature coefficient, less shading loss, as well as enhanced tolerance for mechanical loading.



Higher output power



More reliable, more stable power generation



Less shading effect

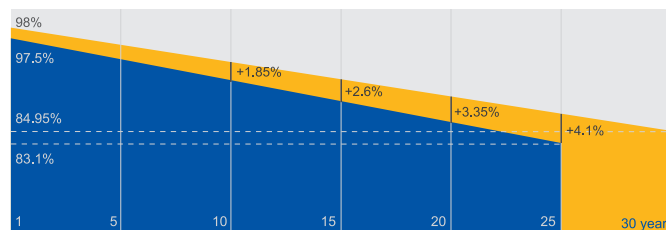


Lower temperature coefficient

Superior Warranty

- 12-year product warranty
- 30-year linear power output warranty

0.45% Annual Degradation Over 30 years



■ Bifacial double glass module linear power warranty

■ Standard module linear power warranty

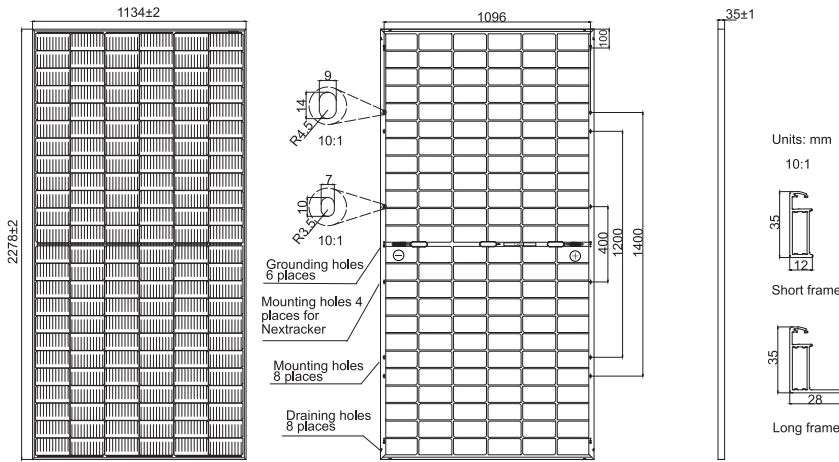
Comprehensive Certificates

- IEC 61215, IEC 61730, UL 61215, UL 61730
- ISO 9001: 2015 Quality management systems
- ISO 14001: 2015 Environmental management systems
- ISO 45001: 2018 Occupational health and safety management systems
- IEC TS 62941: 2016 Terrestrial photovoltaic (PV) modules – Guidelines for increased confidence in PV module design qualification and type approval



MECHANICAL DIAGRAMS

SPECIFICATIONS



Cell	Mono
Weight	31.8kg±3%
Dimensions	2278±2mm×1134±2mm×35±1mm
Cable Cross Section Size	4mm ² (IEC), 12 AWG(UL)
No. of cells	144(6×24)
Junction Box	IP68, 3 diodes
Connector	QC 4.10-35
Cable Length (Including Connector)	Portrait:300mm(+)/400mm(-); Landscape:1300mm(+)/1300mm(-)
Front Glass/Back Glass	2.0mm/2.0mm
Packaging Configuration	31 pcs/Pallet 620pcs/40HQ Container

Remark: customized frame color and cable length available upon request

ELECTRICAL PARAMETERS AT STC

TYPE	JAM72D30 -525/MB	JAM72D30 -530/MB	JAM72D30 -535/MB	JAM72D30 -540/MB	JAM72D30 -545/MB	JAM72D30 -550/MB
Rated Maximum Power(Pmax) [W]	525	530	535	540	545	550
Open Circuit Voltage(Voc) [V]	49.15	49.30	49.45	49.60	49.75	49.90
Maximum Power Voltage(Vmp) [V]	41.15	41.31	41.47	41.64	41.80	41.96
Short Circuit Current(Isc) [A]	13.65	13.72	13.79	13.86	13.93	14.00
Maximum Power Current(Imp) [A]	12.76	12.83	12.90	12.97	13.04	13.11
Module Efficiency [%]	20.3	20.5	20.7	20.9	21.1	21.3
Power Tolerance	0~+5W					
Temperature Coefficient of Isc(α_{Isc})	+0.045%/°C					
Temperature Coefficient of Voc(β_{Voc})	-0.275%/°C					
Temperature Coefficient of Pmax(γ_{Pmp})	-0.350%/°C					
STC	Irradiance 1000W/m ² , cell temperature 25°C, AM1.5G					

Remark: Electrical data in this catalog do not refer to a single module and they are not part of the offer.They only serve for comparison among different module types.

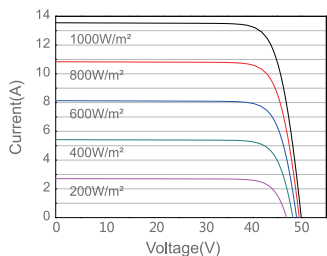
ELECTRICAL CHARACTERISTICS WITH 10% SOLAR IRRADIATION RATIO

OPERATING CONDITIONS

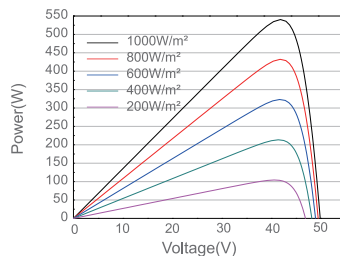
TYPE	JAM72D30 -525/MB	JAM72D30 -530/MB	JAM72D30 -535/MB	JAM72D30 -540/MB	JAM72D30 -545/MB	JAM72D30 -550/MB	OPERATING CONDITIONS	
Rated Max Power(Pmax) [W]	562	567	572	578	583	589	Maximum System Voltage	1500V DC
Open Circuit Voltage(Voc) [V]	49.54	49.67	49.80	49.93	50.03	50.21	Operating Temperature	-40°C~+85°C
Max Power Voltage(Vmp) [V]	41.14	41.31	41.47	41.65	41.78	41.95	Maximum Series Fuse Rating	30A
Short Circuit Current(Isc) [A]	14.61	14.68	14.76	14.83	14.91	14.98	Maximum Static Load,Front* Maximum Static Load,Back*	5400Pa(112 lb/ft ²) 2400Pa(50 lb/ft ²)
Max Power Current(Imp) [A]	13.65	13.73	13.80	13.88	13.95	14.03	NOCT	45±2°C
Irradiation Ratio(rear/front)	10%						Bifaciality**	70%±10%
*For NexTracker installations, Maximum Static Load, Front is 2400Pa while Maximum Static Load, Back is 2400Pa. **Bifaciality=Pmax,rear/Rated Pmax,front							Fire Performance	UL Type 29

CHARACTERISTICS

Current-Voltage Curve JAM72D30-540/MB



Power-Voltage Curve JAM72D30-540/MB



Current-Voltage Curve JAM72D30-540/MB

